

# SPECIFICATION FOR APPROVAL

CUSTOMER : \_\_\_\_\_

PRODUCT TYPE : SMD SEAM SEALING XTAL 5.0\*3.2

NOMINAL FREQ. : 48.000000MHz

TXC P/N : 7B48000030

REVISION : A5

CUSTOMER P/N : \_\_\_\_\_

PM / SALES : \_\_\_\_\_

DATE : \_\_\_\_\_

CUSTOMER SIGNATURE & Date

\_\_\_\_\_

\_\_\_\_\_

- (1) TXC requires one copy returned with signature and title of authorized individual that signifies acceptance of the attached specifications.
- (2) Orders received and accepted by TXC after return of signed copy of specification will be produced per these specifications.
- (3) Any changes to these specifications must be agreed upon by both parties and new revision of the Product Specification Sheet will be issued.
- (4) Any issuance of purchase order prior to consigning back the Approval page of "Specification Sheets" from customers will be regarded as the agreement on the contents of these specifications.

Attachment: Product Specification Sheet

- 1
- 2
- 3
- 4
- 5

**RoHS Compliant**

# PRODUCT SPECIFICATION SHEET

PRODUCT TYPE : SMD SEAM SEALING XTAL 5.0\*3.2

NOMINAL FREQ. : 48.000000MHz

TXC P/N : 7B48000030

REVISION : A5

PE/RD	QA	MFG
<i>Min-Chiang Chao</i>	<i>Jawson</i>	<i>Min-Chiang Chao</i>
<i>16-Feb-09</i>	<i>16-Feb-09</i>	<i>16-Feb-09</i>

**NOTE:**

- (1)Lead Free Products are "Directive 2002/95/EC of The European Parliament of 27 January 2003 on the restriction of the use of certain hazardous substances (RoHS) in electrical and electronic equipment" Compliant (Attachment: SGS Test Report).
- (2)Revision "Sx" is for engineering samples only. PE/RD's approval required.
- (3)Revision "Ax" is production ready. PE, QA and MFG's approval required

**RoHS Compliant**



<u>Rev</u>	<u>Revise page</u>	<u>Revise contents</u>	<u>Date</u>	<u>Ref.No.</u>	<u>Reviser</u>
A1	N/A	Initial released	16-Mar-05	N/A	Yachuan Miao
A2	3	Suggested Reflow Profile Change	27-Mar-05	ECN-05P050501	Yachuan Miao
A3	1	客戶回簽頁新增:Any issuance of purchase order prior to consigning back the Approval page of "Specification Sheets" from customers will be regarded as the agreement on the contents of these specifications.	2-Aug-05	DCN-05P062302	Yachuan Miao
	3,4	圖面角位修正	25-Aug-05	ECN-05P081002	Yachuan Miao
	4	STRUCTURE ILLUSTRATION 原物料名稱異動		ECN-05P081601	
A4	-	Document version chang C to D	14-Jul-06	DCN-06P030701	Yachuan Miao
A5	N/A	Version Change "E"	16-Feb-09	ECN-08P112702	Xiaoyan Jiang

**ELECTRICAL SPECIFICATIONS**

**Standard atmospheric conditions**

Unless otherwise specified, the standard range of atmospheric conditions for making measurement and tests are as follow:

- Ambient temperature : 25±5
- Relative humidity : 40%~70%

If there is any doubt about the results, measurement shall be made within the following limits:

- Ambient temperature : 25±3
- Relative humidity : 40%~70%

**Measure equipment**

Electrical characteristics measured by S&A250B or equivalent.

**Crystal cutting type**

The crystal is using AT CUT (thickness shear mode).

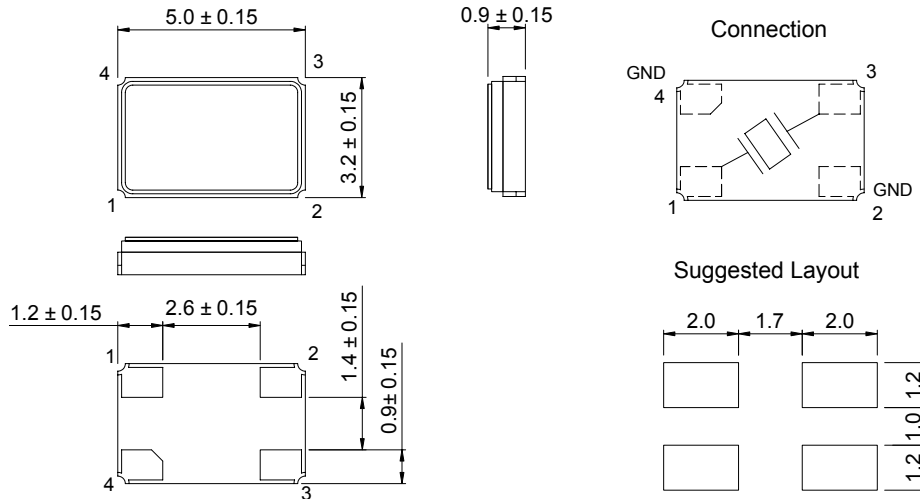
**Unit Weight:**

0.046±0.001 g/pcs

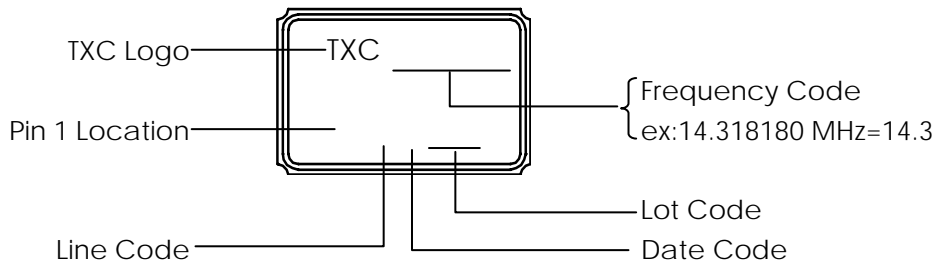
	Parameters	SYM.	Electrical Spec.				Notes
			MIN	TYPE	MAX	UNITS	
1	Nominal Frequency	FL	48.000000			MHz	-
2	Oscillation Mode	-	Fundamental			-	-
3	Load Capacitance	CL	18			pF	-
4	Frequency Tolerance	-	±30			ppm	at 25 ± 3
5	Frequency Tolerance	-	±30			ppm	Over Operating Temp. Range (Reference 25 )
6	Operating Temperature	-	-20	~	70		-
7	Aging	-	±3			ppm	1st Year
8	Drive Level	DL	-	100	-	uW	-
9	Effective Resistance Rr	Rr	-	-	20	Ω	-
10	Shunt Capacitance C0	C0	-	-	5	pF	-
11	Insulation Resistance	-	500	-	-	MΩ	at DC 100V
12	Storage Temperature Range	-	-40	~	85		-

**DIMENSIONS**

(Unit:mm)



**MARKING**



**Date Code:**

YEAR \ MONTH				MONTH											
				JAN	FEB	MAR	APR	MAY	JUN	JUL	AUG	SEP	OCT	NOV	DEC
2005	2009	2013	2017	A	B	C	D	E	F	G	H	J	K	L	M
2006	2010	2014	2018	N	P	Q	R	S	T	U	V	W	X	Y	Z
2007	2011	2015	2019	a	b	c	d	e	f	g	h	j	k	l	m
2008	2012	2016	2020	n	p	q	r	s	t	u	v	w	x	y	z

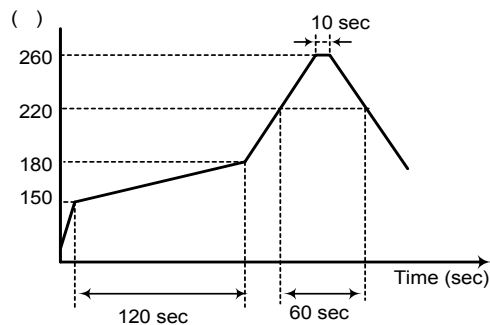
\*This date code will be cycled every four years

**Production location: China or Taiwan**

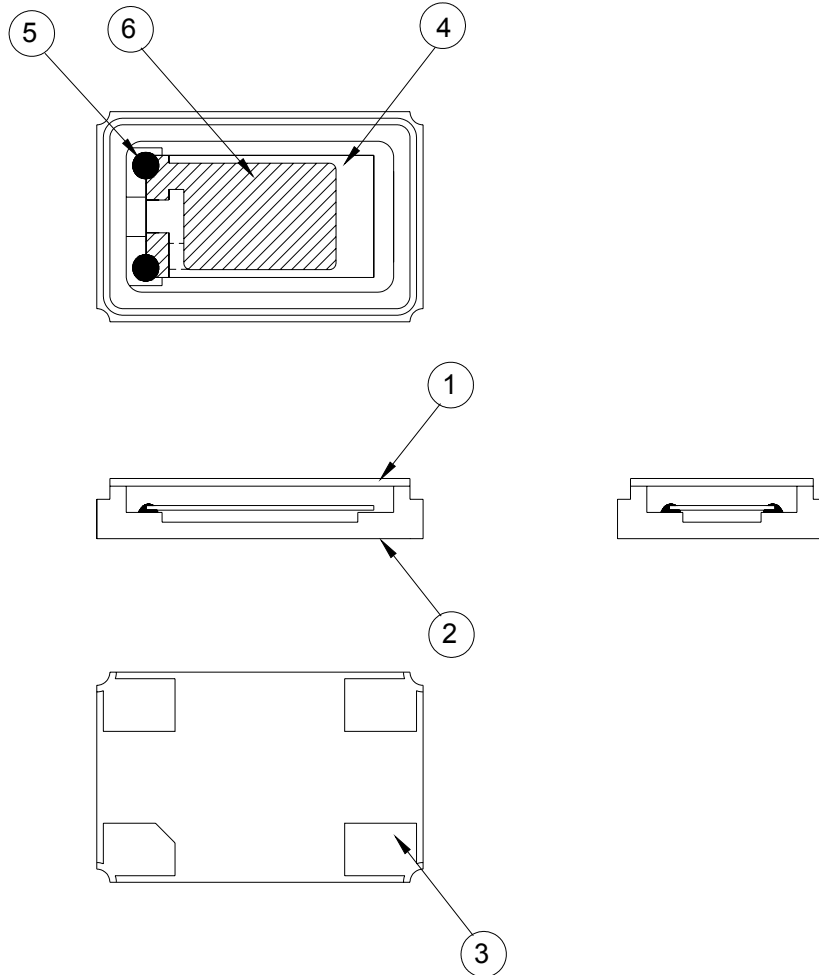
**SUGGESTED REFLOW PROFILE**

Total time : 200 sec. Max.

Solder melting point :220

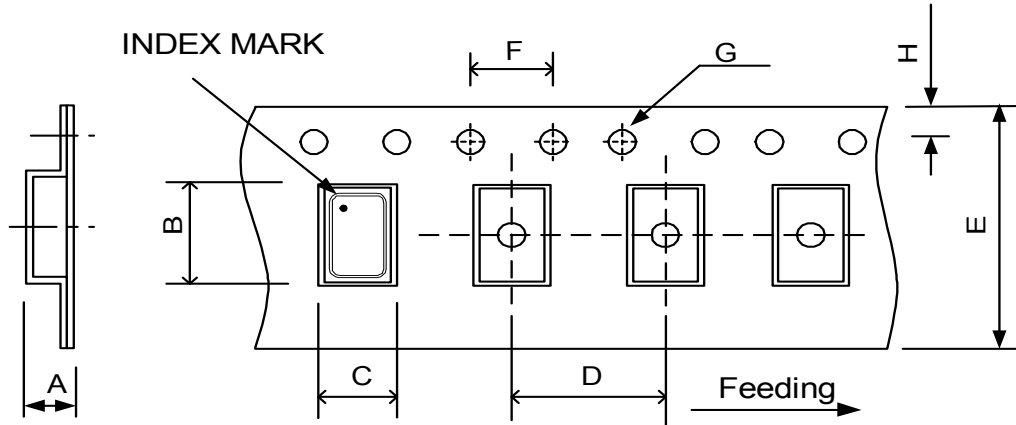


**STRUCTURE ILLUSTRATION**



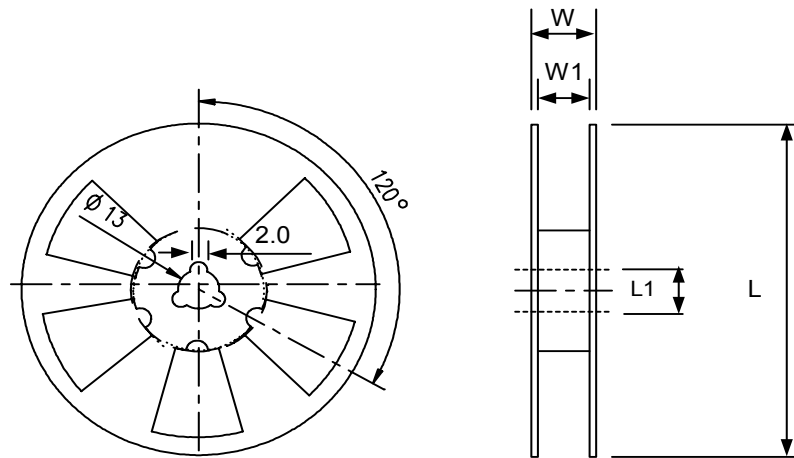
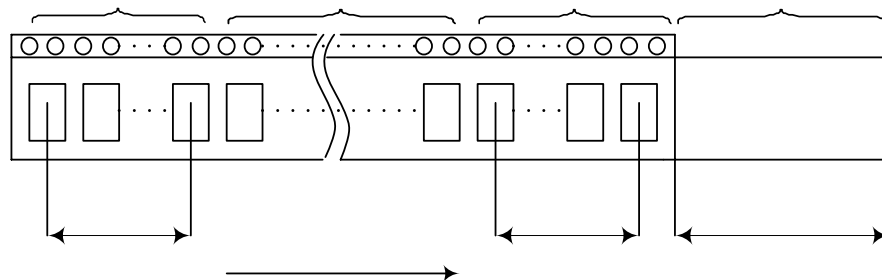
NO	COMPONENTS	MATERIALS	FINISH/SPECIFICATIONS
1	Lid	Kovar (Fe/Co/Ni)	-
2	Base(Package)	Ceramic (Al <sub>2</sub> O <sub>3</sub> ) + Kovar (Fe/Co/Ni)+ Ag/Cu	Color black
3	PAD	Au	Tungsten metalize + Ni plating + Au plating
4	Crystal blank	SiO <sub>2</sub>	-
5	Conductive adhesive	Ag	Silicon resin
6	Electrode	Noble Metal	-

**PACKING**



DIMENSIONS	A	B	C	D	E	F	G	H	(UNIT : mm)
	1.7	5.4	3.6	8	12	4	1.55	1.75	

REMARK :



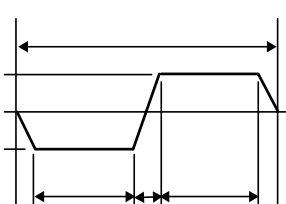
DIMENSIONS	L	L1	W	W1	pcs / Reel (UNIT : mm)
	180	13	16.5	12	Standard Reel Quantity is 1,000 pcs per reel

**RELIABILITY SPECIFICATIONS**

1.Mechanical Endurance

No.	Test Item	Test Methods	REF.DOC
1.1	Drop Test	75 cm height,3 times on concrete floor .	JIS C6701
1.2	Mechanical Shock	Device are shocked to half sine wave ( 1000 G ) three mutually perpendicular axes each 3 times. 0.5m sec. duration time	MIL-STD-202F
1.3	Vibration	Frequency range                    10 ~ 2000 Hz Amplitude                                1.52 mm/20G Sweep time                                20 minutes Perpendicular axes each test time 4 Hrs (Total test time 12 Hrs)	MIL-STD-883E
1.4	Gross Leak	Standard Sample For Automatic Gross Leak Detector, Test Pressure: 2kg / cm <sup>2</sup>	MIL-STD-883E
1.5	Fine Leak	Helium Bombing 4.5 kgf / cm <sup>2</sup> for 2 Hrs	
1.6	Solderability	Temperature                                245 ± 5 Immersing depth                            0.5 mm minimum Immersion time                               5 ± 1 seconds Flux    Rosin resin methyl alcohol solvent ( 1 : 4 )	MIL-STD-883E

2.Environmental Endurance

No.	Test Item	Test Methods	REF. DOC
2.1	Resistance To Soldering Heat	Pre-heat temperature                    125 Pre-heat time                                60 ~ 120 sec. Test temperature                            260 ± 5 Test time                                        10 ± 1 sec.	MIL-STD-202F
2.2	High Temp. Storage	+ 125 ± 3 for 1000 ± 12 Hrs	MIL-STD-883E
2.3	Low Temp. Storage	- 40 ± 3 for 1000 ± 12 Hrs	
2.4	Thermal Shock	Total 100 cycles of the following temperature cycle 	MIL-STD-883E
2.5	High Temp & Humidity	85 ± 3 , RH 85% , 1000 Hrs	JIS C5023
2.6	Pressure Cooker Storage	121 ± 3 , RH100% , 2 bar , 240 Hrs	JIS C6701